

SCHOLASTIC PERFORMANCE



Column No.	01	02	03	04	05		06	07	08	09		10	
Test Name	PT1	PT2	MA1	PT3	TT1		MA2	PF	SE	ME1		ME2	
Max. Score →	20	20	10	20	80	GRADE	10	10	10	80	GRADE	80	GRADE
SUBJECT													
ENGLISH	19	19	10	18	64	B ₁	10	10	10	70.5	A ₂	73	A ₁
2 ND LANGUAGE	18	16.5	10	19.5	73.5	A ₁	10	10	10	70.5	A ₂	73	A ₁
MATHEMATICS	16	18	10	18.5	75	A ₁	10	10	10	76.5	A ₁	67	A ₂
SCIENCE	20	18.5	10	18.5	74	A ₁	10	10	10	75.5	A ₁	74.5	A ₁
SOCIAL SCIENCE	20	18.5	10	20	77	A ₁	10	10	10	71.5	A ₂	75.5	A ₁
COMPUTER APPLICATIONS	20	20	-	18.5	$\frac{49}{50}$	A ₁	-	-	-	$\frac{47}{50}$	A ₁	$\frac{49}{50}$	A ₁

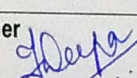

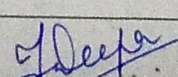
Index: PT1= Periodic Test 1, PT2= Periodic Test 2, MA1= Multiple Assessment 1, PT3= Periodic Test 3, TT1= Terminal Test 1, MA2= Multiple Assessment 2, PF= Portfolio, SE= Subject Enrichment
ME1 = 1st Model Examination, ME2 = 2ND Model Examination

CO - SCHOLASTIC PERFORMANCE

Health and Physical Education		MAX	SCORE	GRADE		Term 1	Term 2	Total
	HPE (Strand 1) Physical Education	50	46	A	Attendance	104	65	169
HPE (Strand 2) Work Education (Home Science)	25	25	A	No. of working days	108	66	174	
HPE (Strand 3) SEWA	25	25	A	Percentage	96.2%	98.4%	97.1%	
PERFORMANCE ANALYSIS								
Total HPE	100	96	A	Total % of Marks	90.8%			
				Average performance of class	63.7%	66.8%		
				Top Performance of class	94.3%	96.9%		

PERSONAL QUALITIES	Grade
Punctuality & Responsibility	A
Discipline	A
Initiative & Work Habits	A
Personal Hygiene	A
Relation with classmates	A
Attitude towards teachers	A

SIGNATURE OF PRINCIPAL	
Term 1	Term 2
	

Class Teachers Remark (Term 1)	
Very Good! Aim Higher!	
Signature of Class Teacher 	
Signature of Parent 	
Class Teachers Remark (Term 2)	
Very Good! Can do better!	
Signature of Class Teacher 	
Signature of Parent	